

# RAILROAD COMMISSION OF TEXAS

CHRISTI CRADDICK, *CHAIRMAN*  
RYAN SITTON, *COMMISSIONER*  
WAYNE CHRISTIAN, *COMMISSIONER*

**INTERNAL**  
OIL AND GAS DIVISION  
SANTOS GONZALES JR., P.E.,  
ASSISTANT DIRECTOR, FIELD OPERATIONS

## MEMORANDUM

TO: Chairman Christi Craddick  
Commissioner Ryan Sitton  
Commissioner Wayne Christian

THROUGH: Kimberly Corley, Executive Director *KAC*  
Lori Wrotenbery, Director *LW*  
Oil and Gas Division

FROM: Santos Gonzales, Assistant Director *SGJ*  
Oil and Gas Division

DATE: April 4, 2017

SUBJECT: Oil Field Cleanup Program Quarterly Status Report, Fiscal Year 2017, 2<sup>nd</sup> Quarter

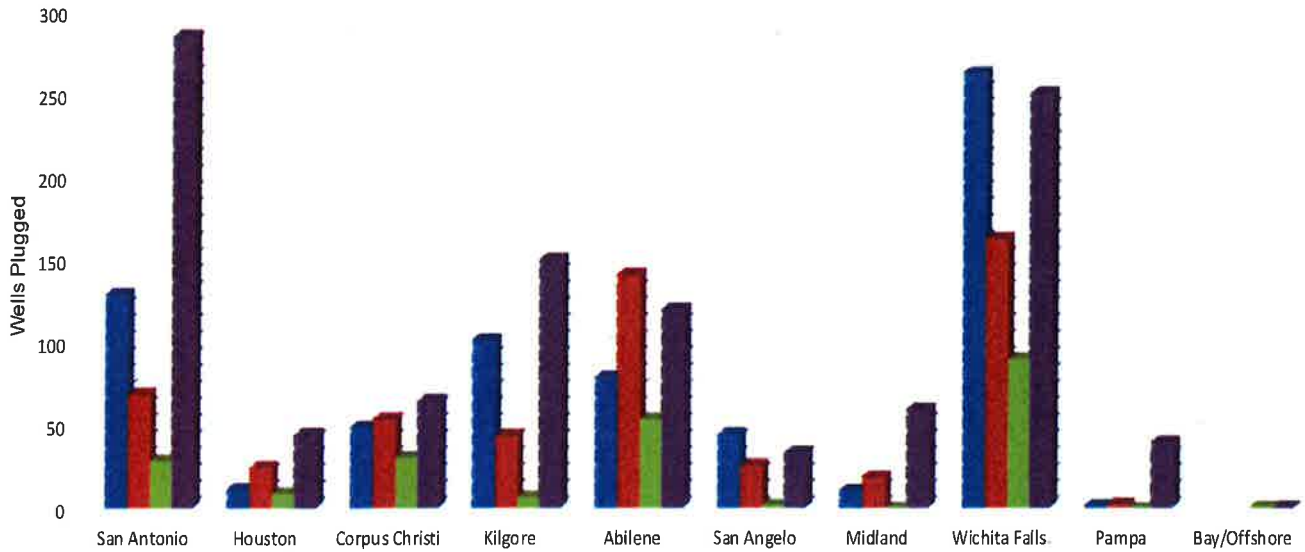
**Well Plugging:** The 2nd quarter performance for State-Managed Plugging includes 162 wells plugged with a total expenditure of \$1,393,533 using Oil and Gas Regulation and Cleanup (OGRC) funds. This includes wells for which the files have been formally closed in Austin. Additionally, during the 2<sup>nd</sup> quarter, 316 wells were approved for plugging with State funds. State Managed-Plugging has completed and closed files on a total of 223 wells during the fiscal year. The actual wells plugged and expenditure by district for fiscal years 2015, 2016 and 2017 and the well plugging goals and budgets by district for fiscal year 2017 are shown on the attached graphs. The fiscal year 2017 budget is \$14,443,872.

**Site Remediation:** The 2nd quarter performance for Site Remediation includes 30 cleanup activities completed with a total expenditure of \$173,499. Thirty (30) of these activities were completed with the use of OGRC funds and 0 were completed with the use of grant funds. Additionally, during the 2nd quarter, 73 cleanup activities were authorized and at the end of the 2nd quarter, a total of 73 cleanup activities are authorized and remain to be completed. Site Remediation has completed and formally closed a total of 52 cleanup activities during the fiscal year, of which 52 were completed with the use of OGRC funds and 0 were completed with grant funds. The actual remediation activities and expenditure by district for fiscal years 2015, 2016, and 2017 and the goals for the Site Remediation activities by district for fiscal year 2017 are shown on the attached graphs. The fiscal year 2017 budget is \$2,685,568.

KCW  
Attachments:

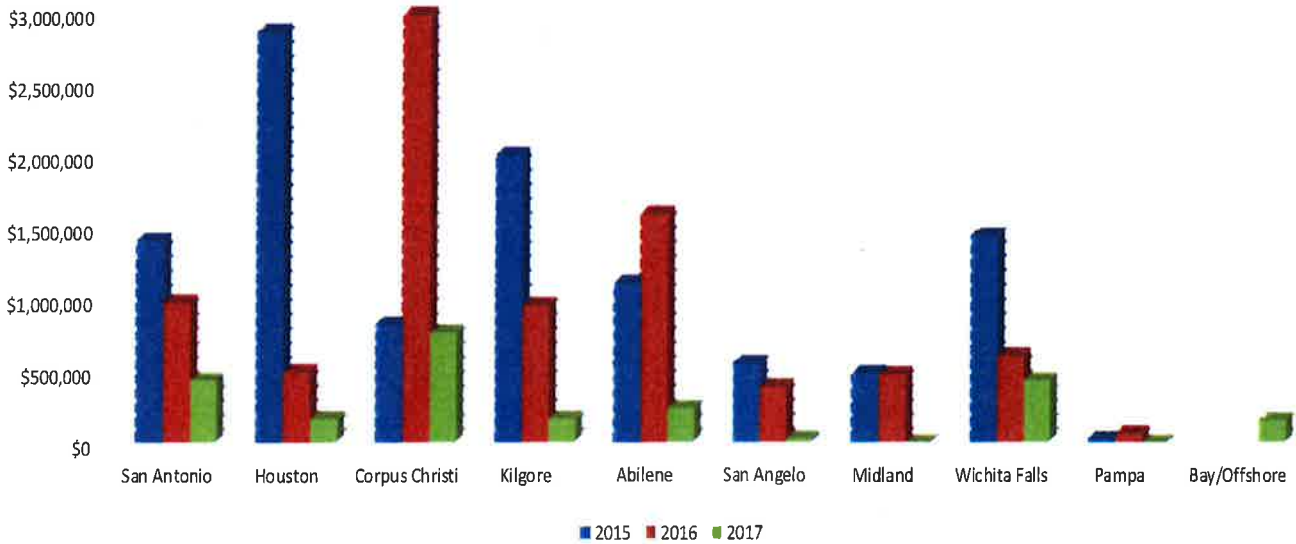
cc Kimberly Corley, Executive Director  
Lori Wrotenbery, Director, Oil & Gas Division  
Peter G. Pope, P.G., Manager, Site Remediation

**Field Operations/Well Plugging  
Oil Field Cleanup Program  
Wells Plugged  
FY 15 Actual, FY 16 Actual, FY 17 Actual, FY 17 Plugging Goal**



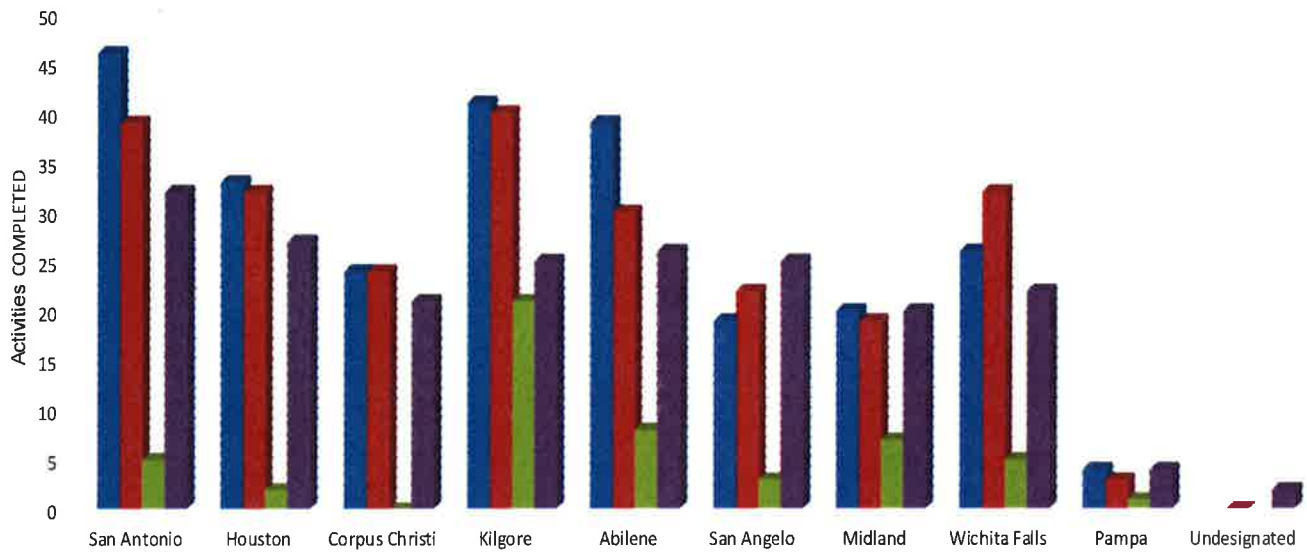
	San Antonio	Houston	Corpus Christi	Kilgore	Abilene	San Angelo	Midland	Wichita Falls	Pampa	Bay/Offshore	Total
<b>2015</b>	129	12	49	102	79	45	11	263	2		692
<b>2016</b>	69	25	54	44	141	26	19	163	3		544
<b>2017</b>	29	9	31	7	54	2	0	90	0	1	223
<b>2017 Goal</b>	285	45	65	150	120	34	60	250	40	1	1,050

**Field Operations/Well Plugging  
Oil Field Cleanup Program  
Plugging Expenditures  
FY 15 Actual, FY 16 Actual, FY 17 Actual**



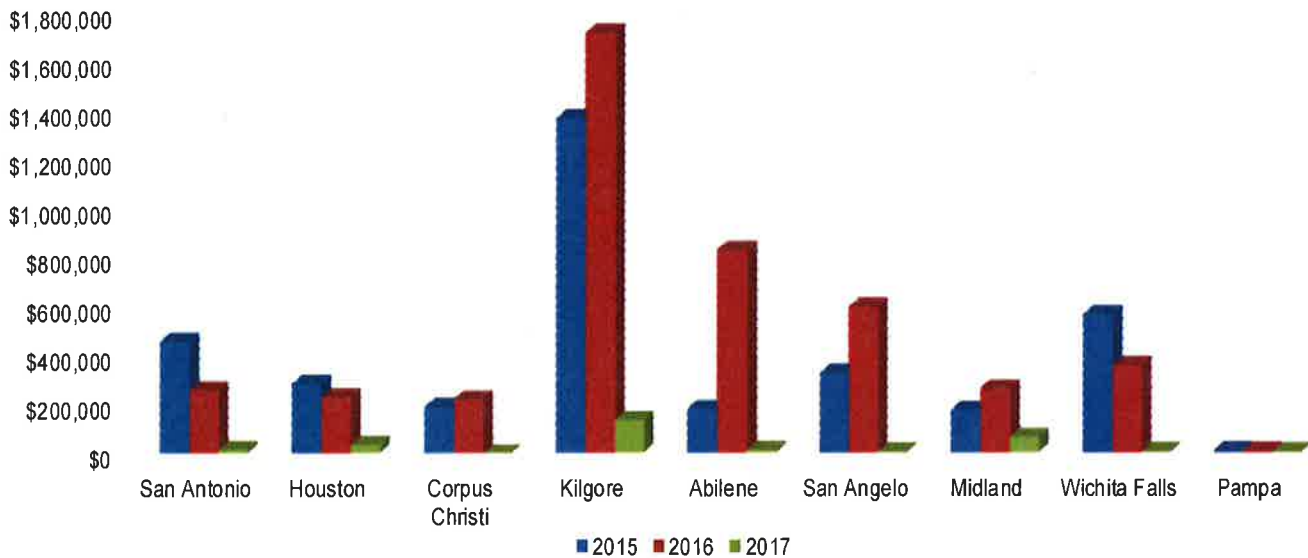
	San Antonio	Houston	Corpus Christi	Kilgore	Abilene	San Angelo	Midland	Wichita Falls	Pampa	Bay/Offshore	Total
<b>2015</b>	\$1,408,785	\$2,866,873	\$826,712	\$2,002,672	\$1,112,365	\$553,421	\$485,677	\$1,444,956	\$29,713		\$10,731,174
<b>2016</b>	\$978,717	\$495,667	\$2,984,700	\$955,527	\$1,592,590	\$390,658	\$476,943	\$606,674	\$65,462		\$8,546,937
<b>2017</b>	\$438,985	\$169,888	\$768,531	\$169,070	\$244,392	\$31,904	\$0	\$437,218	\$0	\$157,510	\$2,417,497

**Site Remediation  
Oil Field Cleanup Program  
Activities Completed  
FY 15 Actual, FY 16 Actual, FY 17 Actual, FY 17 Cleanup Goal**



	San Antonio	Houston	Corpus Christi	Kilgore	Abilene	San Angelo	Midland	Wichita Falls	Pampa	Undesignated	Total
<b>2015</b>	46	33	24	41	39	19	20	26	4		252
<b>2016</b>	39	32	24	40	30	22	19	32	3	0	241
<b>2017</b>	5	2	0	21	8	3	7	5	1		52
<b>2017 Goal</b>	32	27	21	25	26	25	20	22	4	2	204

**Site Remediation  
Oil Field Cleanup Program  
Cleanup Expenditures  
FY 15 Actual, FY 16 Actual, FY 17 Actual**



	San Antonio	Houston	Corpus Christi	Kilgore	Abilene	San Angelo	Midland	Wichita Falls	Pampa	Undesignated	Total
<b>2015</b>	\$457,220	\$285,238	\$190,926	\$1,368,424	\$182,873	\$327,408	\$176,456	\$565,678	\$10,105		\$3,564,328
<b>2016</b>	\$260,469	\$231,043	\$220,776	\$1,718,564	\$830,034	\$596,977	\$264,633	\$358,306	\$10,020		\$4,490,823
<b>2017</b>	\$16,958	\$36,293	\$0	\$137,040	\$13,751	\$6,363	\$68,162	\$8,201	\$6,294		\$293,062