

# RAILROAD COMMISSION OF TEXAS

CHRISTI CRADDICK, *CHAIRMAN*  
RYAN SITTON, *COMMISSIONER*  
WAYNE CHRISTIAN, *COMMISSIONER*

**INTERNAL**  
OIL AND GAS DIVISION  
SANTOS GONZALES JR., P.E.,  
ASSISTANT DIRECTOR, FIELD OPERATIONS

## MEMORANDUM

June 8, 2018

**MEMORANDUM TO:** Chairman Christi Craddick  
Commissioner Ryan Sitton  
Commissioner Wayne Christian

**FROM:** Santos Gonzales, Jr., P.E.  
Assistant Director, Field Operations


**SUBJECT:** Field Operations Section  
Monthly Report of State-funded Well Plugging Activities  
May 2018, FY 2018

Attached is the monthly report titled "State-funded Well Plugging Activities" for the Field Operations Section of the Oil and Gas Division. This report contains the following:

1. Monthly and cumulative performance measure summaries of the state-funded well plugging activities of this Section.
2. Summary graphs of wells plugged, cost of wells plugged, number of salvage operations, and salvage proceeds.
3. A list of state-funded plugging contracts in excess of \$100,000 where the original encumbered amount has been exceeded by 10% or more. The contracts will be carried on this report until completed.

The information contained in this report includes only those wells that have been physically plugged, invoiced by the plugging contractor, and approved for payment by Field Operations. Plugging operations are tracked daily to monitor the progress in meeting the FY 2018 goal of plugging 1,500 wells. As of May 31, 2018, a total of 1,020 wells have been physically plugged, though not all of them have yet been invoiced and approved for payment.

SG:th  
Attachments

  
Santos Gonzales, Jr., P.E.  
Assistant Director, Oil & Gas Division

cc: Wei Wang, Executive Director  
Lori Wrotenbery, Director, Oil & Gas Division  
Megan Neal, Director, Office of General Counsel-Enforcement  
Paul Delaney, Internal Auditor  
Stacie Fowler, Director, Governmental Affairs  
Ramona Nye, Media Affairs  
Tina Beck, Analyst, Legislative Budget Board  
Craig Bean, Policy Advisor, Office of the Governor    District Directors (via email)

RAILROAD COMMISSION OF TEXAS  
Oil and Gas Division  
Field Operations Section  
Monthly State-Funded Plugging Activities  
May 2018

Outcome Measure: Percentage of Known Orphaned Wells Plugged with the Use of State Funds (State-Funded Plugging/Orphaned Wells).

May	1.34%
Fiscal Year-to-date	12.74%
Performance Measure Goal	14.5 %

Output Measure: Number of Orphaned Wells Plugged with the Use of State Funds.

May	88
Fiscal Year-to-date	836
Performance Measure Goal	979

Output Measure: Total Aggregate Plugging Depth of Wells Plugged with the Use of State Funds.

May	226,735
Fiscal Year-to-date	1,978,956
Performance Measure Goal	1,920,000

Efficiency Measure: Average Number of Days to complete a State-Funded Well Plugging. From Contract Award Date

May	64
Fiscal Year-to-date	51
Performance Measure Goal	75

Explanatory Measure: Number of Orphaned Wells Approved for Plugging with the Use of State Funds.

May	106
Fiscal Year-to-date	1,380
Performance Measure Goal	1,000

Explanatory Measure: Number of Known Orphaned Wells in Non-compliance with the Commission's Plugging Rule.

May	6,560
Performance Measure Goal	9,275

Explanatory Measure: Number of Wells Plugged, by Operators, Without the Use of State Funds.

May	592
Fiscal Year-to-date	3,799
Performance Measure Goal	6,200

Explanatory measure: Percentage of Active Well Operators Who Have More Than 25% of Their Wells Inactive.

May	41%
Performance Measure Goal	40%

Explanatory measure: Numbered shut-in/inactive wells.

May	118,394
Performance Measure Goal	110,000

**RAILROAD COMMISSION OF TEXAS**  
**Oil Field Cleanup**

**Monthly State-Funded Plugging, Pollution Abatement and Salvage Activities**  
**Commissioners Report**  
**05/01/2018 to 05/31/2018**

**State-Funded Plugging Activities**

Number of wells approved for plugging this month	106
Estimated cost of approvals	\$ 1,978,043.00
Number of wells approved for this fiscal year	1380
Number of approved wells remaining to plug	1801
Estimated cost to plug remaining approvals	\$ 53,175,000.84
Number of pluggings completed this month	88
Total cost to plug wells completed this month	\$ 1,639,308.05
Number of pluggings completed this fiscal year	836
Cost of pluggings completed this fiscal year	\$ 13,471,601.13

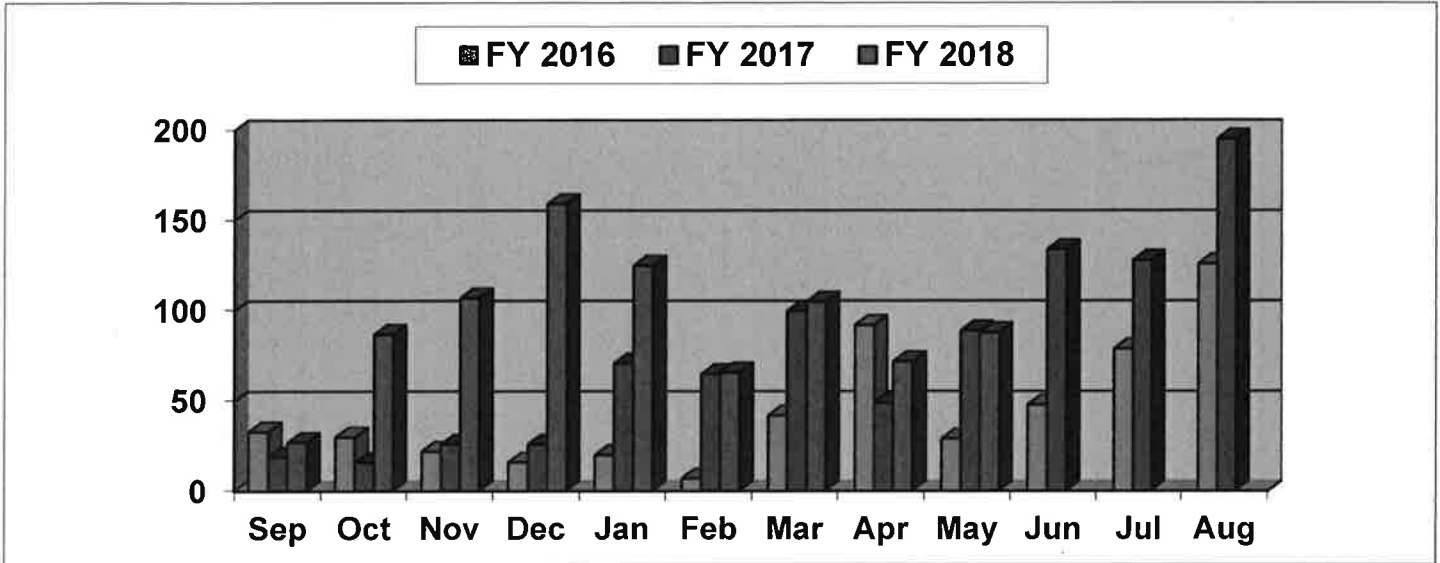
**Pollution Abatement Activities**

Number of pollution abatements approved this month	5
Estimated cost of approvals	\$ 27,500.00
Number of pollution abatements approved for this fiscal year	31
Number of pollution abatements remaining	63
Estimated cost to pollution abatements remaining	\$ 194,330.00
Number of pollution abatements completed this month	2
Total cost of pollution abatements completed this month	\$ 190,086.87
Number of pollution abatements completed this fiscal year	21
Cost of pollution abatements completed this fiscal year	\$ 242,003.39

**Salvage Activities**

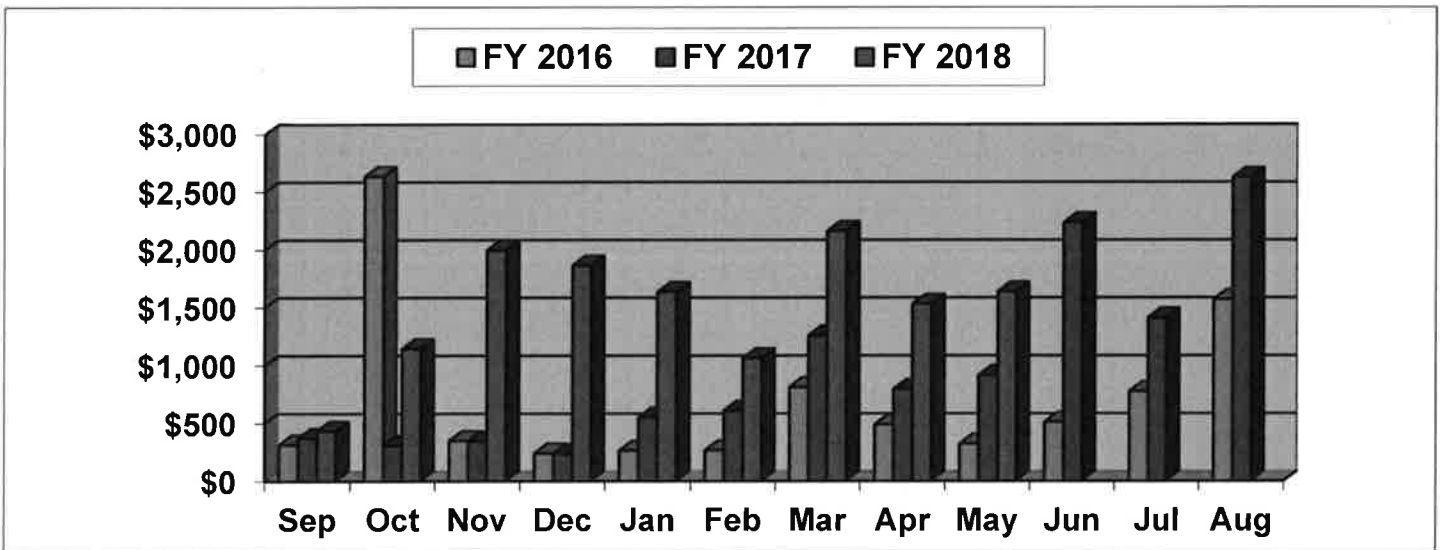
Number of salvage activities completed this month	37
Total proceeds received this month	\$ 101,732.01
Number of salvage activities completed this fiscal year	171
Total proceeds received this year	\$ 517,512.90

## State-funded Well Plugging Program Monthly Wells Plugged May 2018



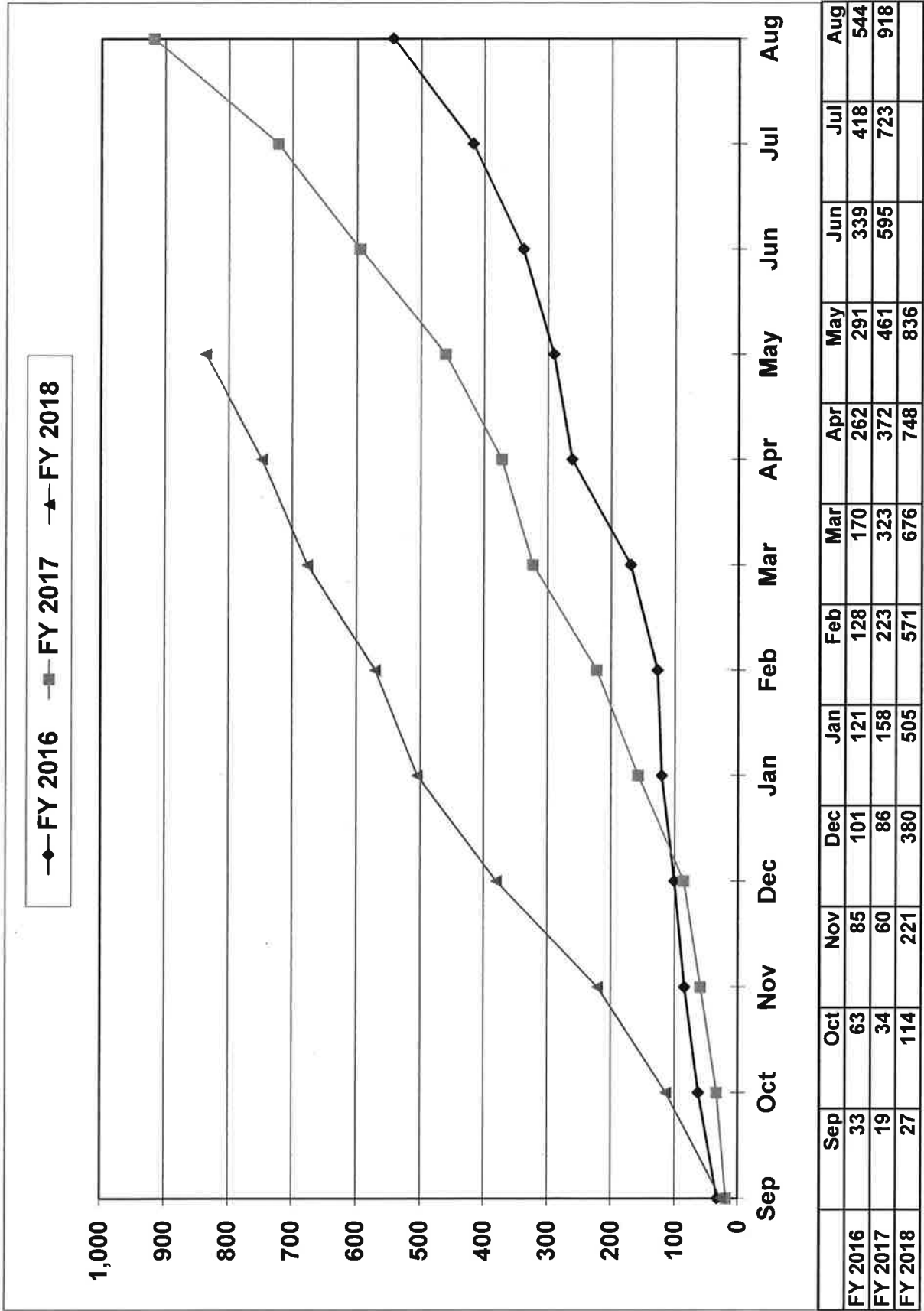
	Sep	Oct	Nov	Dec	Jan	Feb	Mar	Apr	May	Jun	Jul	Aug	Tot
FY 2016	33	30	22	16	20	7	42	92	29	48	79	126	544
FY 2017	19	16	26	26	71	65	100	49	89	134	128	195	918
FY 2018	27	87	107	159	125	66	105	72	88				836

## State-funded Well Plugging Program Monthly Cost of Wells Plugged May 2018

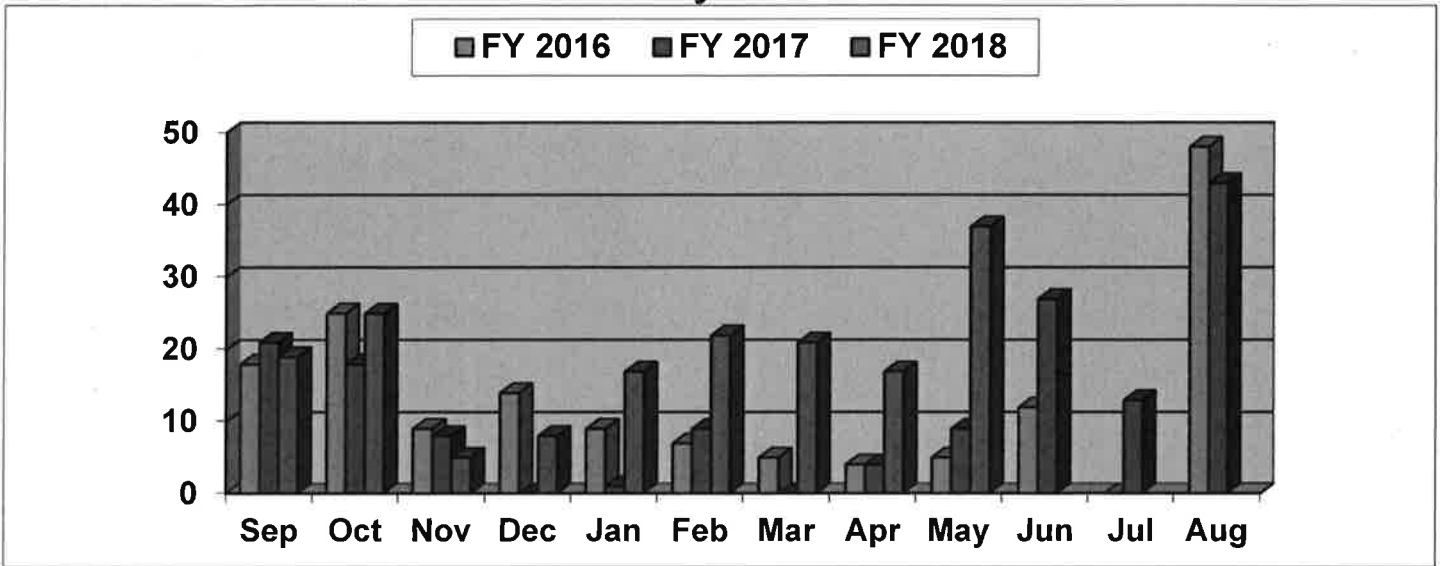


\$M	Sep	Oct	Nov	Dec	Jan	Feb	Mar	Apr	May	Jun	Jul	Aug	Tot
FY 2016	\$314	\$2,633	\$348	\$240	\$264	\$266	\$814	\$488	\$322	\$511	\$775	\$1,571	\$8,546
FY 2017	\$372	\$308	\$344	\$235	\$550	\$609	\$1,260	\$796	\$916	\$2,236	\$1,412	\$2,626	\$11,664
FY 2018	\$433	\$1,144	\$1,996	\$1,865	\$1,636	\$1,064	\$2,163	\$1,531	\$1,639				\$13,471

# State-funded Well Plugging Program Cumulative Wells Plugged May 2018

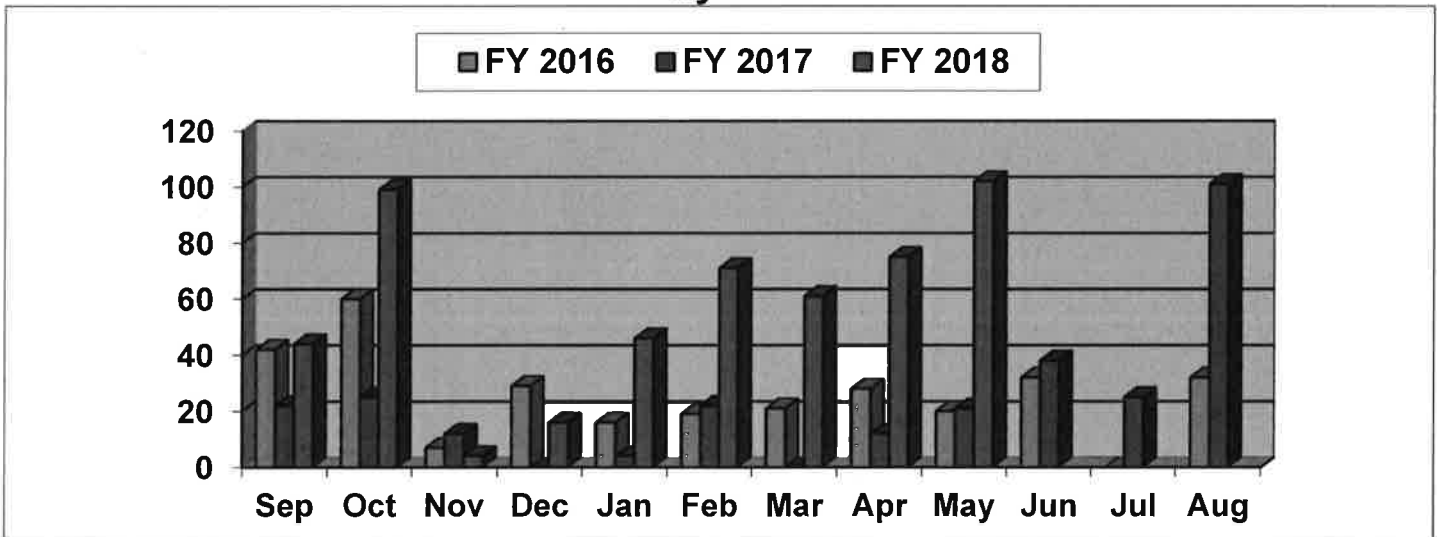


## State-funded Well Plugging Program Monthly Salvage Operations May 2018



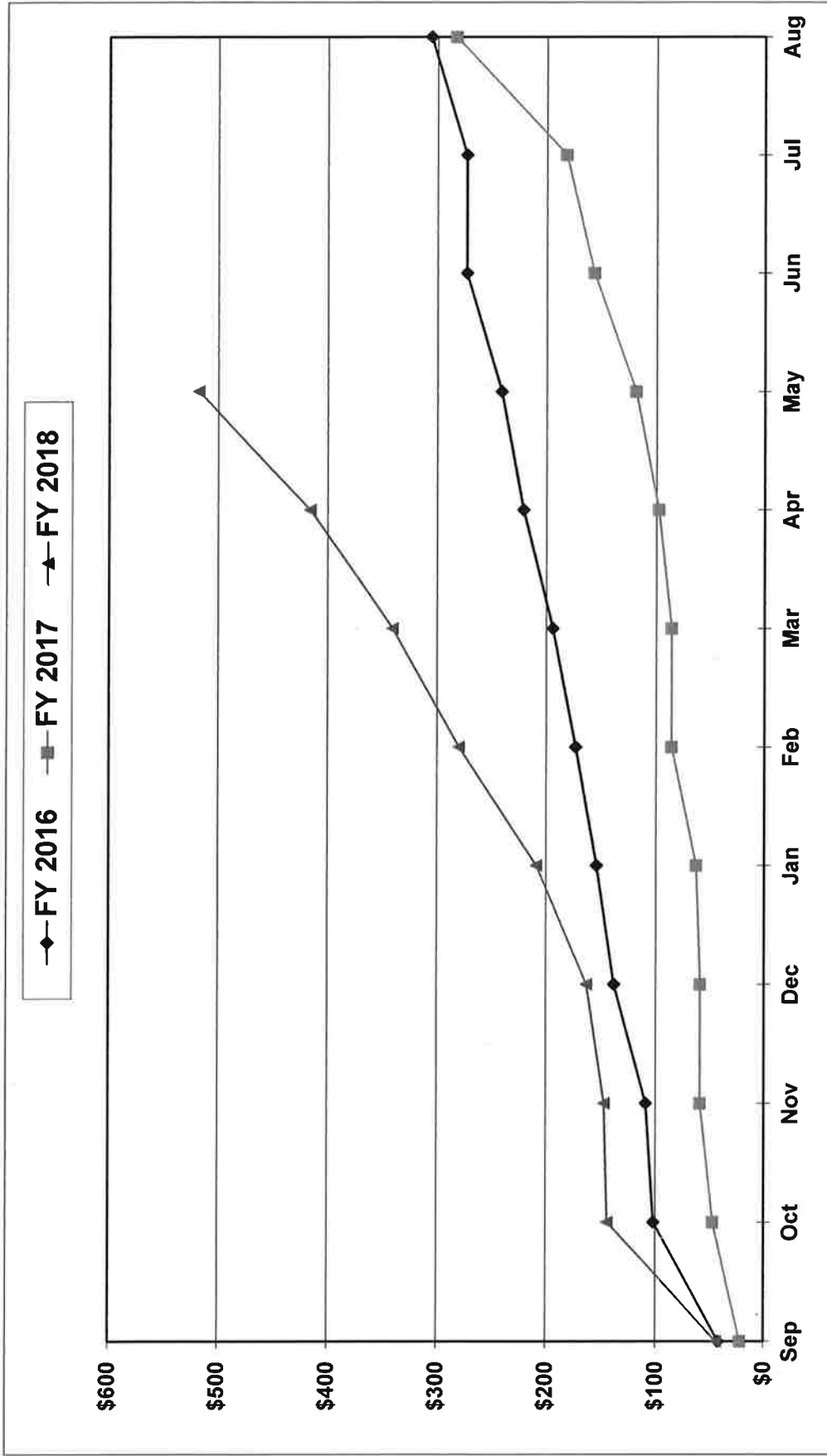
	Sep	Oct	Nov	Dec	Jan	Feb	Mar	Apr	May	Jun	Jul	Aug	Tot
FY 2016	18	25	9	14	9	7	5	4	5	12	0	48	156
FY 2017	21	18	8	0	1	9	0	4	9	27	13	43	153
FY 2018	19	25	5	8	17	22	21	17	37				171

## State-funded Well Plugging Program Monthly Salvage Proceeds May 2018



\$M	Sep	Oct	Nov	Dec	Jan	Feb	Mar	Apr	May	Jun	Jul	Aug	Tot
FY 2016	\$42	\$60	\$7	\$29	\$16	\$19	\$21	\$28	\$20	\$32	\$0	\$32	\$306
FY 2017	\$22	\$25	\$12	\$0	\$4	\$22	\$0	\$12	\$21	\$38	\$25	\$101	\$282
FY 2018	\$44	\$99	\$4	\$16	\$46	\$71	\$61	\$75	\$102				\$518

# State-funded Well Plugging Program Cumulative Salvage Proceeds May 2018



\$M	Sep	Oct	Nov	Dec	Jan	Feb	Mar	Apr	May	Jun	Jul	Aug
FY 2016	\$42	\$102	\$109	\$138	\$154	\$173	\$194	\$221	\$241	\$273	\$273	\$306
FY 2017	\$22	\$47	\$59	\$59	\$63	\$86	\$86	\$98	\$119	\$157	\$182	\$283
FY 2018	\$44	\$144	\$147	\$163	\$209	\$280	\$341	\$416	\$518			

**RAILROAD COMMISSION OF TEXAS**  
**Oil Field Cleanup**  
**Fiscal Year State-funded Plugging Summary**  
**05/31/2018**

Run Date: June 01, 2018

<b>Fiscal Year</b>	<b>Pluggings Approved</b>	<b>Pluggings Completed</b>	<b>Plugging Cost</b>
1984	421	177	\$ 1,112,197.81
1985	474	392	\$ 2,028,121.62
1986	533	714	\$ 2,583,271.00
1987	709	703	\$ 2,106,546.67
1988	830	627	\$ 2,162,255.30
1989	844	578	\$ 2,028,764.38
1990	1004	432	\$ 1,993,128.18
1991	667	455	\$ 2,157,121.78
1992	2412	1324	\$ 5,692,878.50
1993	1171	1404	\$ 6,680,547.97
1994	1106	1325	\$ 6,003,267.26
1995	1381	1364	\$ 6,110,031.51
1996	1286	1366	\$ 5,259,382.52
1997	2156	1577	\$ 7,077,979.66
1998	1854	1604	\$ 8,456,131.53
1999	1318	1126	\$ 4,481,066.50
2000	1693	1335	\$ 5,134,842.14
2001	1612	1417	\$ 6,686,357.01
2002	1659	1464	\$ 8,011,659.30
2003	1469	1635	\$ 7,211,207.33
2004	1701	1525	\$ 7,398,237.94
2005	2168	1710	\$ 11,360,931.62
2006	1815	1824	\$ 10,736,521.32
2007	1707	1536	\$ 18,537,524.65
2008	1826	1261	\$ 14,737,537.15
2009	1557	1460	\$ 16,700,337.18
2010	1216	1181	\$ 10,504,966.23
2011	974	802	\$ 9,233,659.43
2012	761	766	\$ 12,427,517.08
2013	840	780	\$ 21,024,684.98
2014	625	564	\$ 15,069,502.11
2015	734	691	\$ 10,731,174.12
2016	810	544	\$ 8,546,936.52
2017	1104	918	\$ 11,663,682.73
2018	1382	836	\$ 13,471,601.13
<b>Totals</b>	<b>43819</b>	<b>37417</b>	<b>\$ 285,121,572.16</b>



**RAILROAD COMMISSION OF TEXAS**  
**Oil Field Cleanup**  
**Fiscal Year Summary for Pollution Abatements**  
**05/31/2018**

Run Date: June 01, 2018

<b>Fiscal Year</b>	<b>PAs Approved</b>	<b>PAs Completed</b>	<b>PAs Cost</b>
1984			
1985	21	14	\$ 3,563.32
1986	22	25	\$ 34,817.01
1987	42	31	\$ 25,702.15
1988	46	37	\$ 17,519.39
1989	95	72	\$ 23,521.25
1990	78	65	\$ 28,222.43
1991	146	124	\$ 72,631.81
1992	129	127	\$ 71,268.54
1993	160	124	\$ 46,586.49
1994	97	84	\$ 43,771.43
1995	86	68	\$ 29,567.34
1996	124	100	\$ 47,895.29
1997	137	73	\$ 38,268.97
1998	174	148	\$ 92,235.78
1999	136	157	\$ 70,854.70
2000	151	79	\$ 359,441.08
2001	115	61	\$ 116,091.54
2002	125	85	\$ 146,095.87
2003	117	223	\$ 161,975.21
2004	125	170	\$ 135,450.45
2005	93	121	\$ 415,879.04
2006	135	75	\$ 72,209.86
2007	83	54	\$ 546,481.92
2008	140	123	\$ 224,762.50
2009	92	58	\$ 147,553.92
2010	103	167	\$ 234,020.62
2011	62	59	\$ 119,330.15
2012	54	43	\$ 456,770.84
2013	56	57	\$ 407,575.65
2014	47	42	\$ 150,412.10
2015	54	82	\$ 227,302.24
2016	43	39	\$ 82,313.69
2017	47	39	\$ 1,273,304.44
2018	31	21	\$ 242,003.39
<b>Totals</b>	<b>3166</b>	<b>2847</b>	<b>\$ 6,165,400.41</b>

Oil and Gas Division  
Field Operations Section  
State-Funded Plugging  
Contracts Exceeding \$100,000  
Original Encumbered Amount Exceeded by 10% or More  
May 2018, FY 18

District	Requisition #	Contractor	Original Encumbrance	Current Encumbrance	\$ Increase	% Increase	Remarks
1/2	455-17-9021	Seeker Oil Company	\$150,000.00	\$650,000.00	\$500,000.00	333.33%	Encumber additional \$500,000.00 of the awarded \$1,000,000.00 to continue plugging operations through FY-18.
1/2	455-18-0706	Mesa Southern CWS	\$500,000.00	\$1,000,000.00	\$500,000.00	100.00%	Encumber additional \$500,000.00 of the awarded \$1,000,000.00 to continue plugging operations through FY-18.
1/2	455-17-9001	Newman	\$1,000,000.00	\$4,000,000.00	\$3,000,000.00	300.00%	Encumber additional \$3000,000.00 of the awarded \$5,000,000.00 to continue plugging operations through FY-18.
3	455-18-0113	AAA Well Service	\$750,000.00	\$1,750,000.00	\$1,000,000.00	133.33%	Encumber additional \$1,000,000.00 of the awarded \$2,000,000.00 to continue plugging operations through FY-18.
4	455-17-9003	Newman	\$1,000,000.00	\$4,000,000.00	\$3,000,000.00	300.00%	Encumber additional \$3000,000.00 of the awarded \$5,000,000.00 to continue plugging operations through FY-18.
5/6	455-18-0500	Weaver Global Operating	\$150,000.00	\$650,000.00	\$500,000.00	333.33%	Encumber additional \$500,000.00 of the awarded \$1,000,000.00 to continue plugging operations through FY-18.
5/6	455-18-0731	Well-Pro	\$500,000.00	\$1,000,000.00	\$500,000.00	100.00%	Encumber additional \$500,000.00 of the awarded \$1,000,000.00 to continue plugging operations through FY-18.
05/06/6E	455-17-9004	Topcat	\$4,000,000.00	\$6,000,000.00	\$2,000,000.00	50.00%	Encumber additional \$2000,000.00 of the awarded \$6,000,000.00 to continue plugging operations through FY-18.
7B	455-17-9007	2W Petroleum	\$600,000.00	\$850,000.00	\$250,000.00	41.67%	Encumber additional \$250,000.00 of the awarded \$850,000.00 to continue plugging operations through FY-18.
7B	455-17-9006	Hay Creek	\$600,000.00	\$850,000.00	\$250,000.00	41.67%	Encumber additional \$250,000.00 of the awarded \$850,000.00 to continue plugging operations through FY-18.
7C	455-17-9008	Quail Well Service	\$500,000.00	\$1,000,000.00	\$500,000.00	100.00%	Encumber additional \$500,000.00 of the awarded \$1,000,000.00 to continue plugging operations through FY-18.
8	455-18-0585	Mesa Southern CWS	\$500,000.00	\$1,000,000.00	\$500,000.00	100.00%	Encumber additional \$500,000.00 of the awarded \$1,000,000.00 to continue plugging operations through FY-18.
8/8A	455-18-0104	Quail Well Service	\$650,000.00	\$1,250,000.00	\$600,000.00	92.31%	Encumber additional \$600,000.00 of the awarded \$1,250,000.00 to continue plugging operations through FY-18.
9	455-17-9012	Marda Inc	\$200,000.00	\$400,000.00	\$200,000.00	100.00%	Encumber additional \$200,000.00 of the awarded \$600,000.00 to continue plugging operations through FY-18.
9	455-17-9013	Mash Oilfield Service	\$200,000.00	\$400,000.00	\$200,000.00	100.00%	Encumber additional \$200,000.00 of the awarded \$600,000.00 to continue plugging operations through FY-18.
10	455-17-9014	SPH Development	\$500,000.00	\$1,000,000.00	\$500,000.00	100.00%	Encumber additional \$500,000.00 of the awarded \$1,000,000.00 to continue plugging operations through FY-18.