




RAILROAD COMMISSION OF TEXAS

OIL AND GAS DIVISION

MEMORANDUM

October 31, 2018

TO: **Chairman Christi Craddick**
Commissioner Ryan Sitton
Commissioner Wayne Christian

FROM: **Peter G. Pope, Manager** 
Site Remediation

SUBJECT: **Site Remediation's Summary Report**
September 2018

The monthly report concerning the State-Managed Pollution Site Cleanup Activities is attached. This report contains the following:

- 1. A summary of all attachments (Attachment A)**
- 2. In September 2018, a total of 2 activities were completed at a total cost of \$2,308.27. (Attachment B)**
- 3. Of the activities completed in September 2018, one was a routine cleanup, and one assessment activity, there were no miscellaneous and no abatements. (Attachment F)**
- 4. In September 2018, a total of 23 activities were authorized for bid solicitation and codes for a total estimated cost of \$562,757.43. (Attachment G)**

ATTACHMENT A

**Monthly State-Managed Pollution Site Cleanup Activities
for September 2018 and FY 2019 to date**

Completed Cleanup Activities (See Attachments B, C, D, E, F, and H)

1.	Number of Cleanup Activities Completed in Sep 2018	2
	Total Cost of Cleanup Activities Completed in Sep 2018	\$ 2,308.27
	Number of Activities with Post-Close* Invoices Approved in Sep 2018	0
	Total Amount of Post-Close Invoices Approved in Sep 2018	\$ 0.00
	Total Number of Cleanup Activities where the Final Cost exceeded the Award or Work Order Amount by > 10% in Sep 2018	0
2.	Number of Cleanup Activities Completed in FY 2019	2
	Total Cost of Cleanup Activities Completed in FY 2019	\$ 2,308.27
	Number of Activities with Post-Close Invoices Approved in FY 2019	0
	Total Amount of Post-Close Invoices Approved in FY 2019	\$ 0.00
	Total Number of Cleanup Activities where the Final Cost exceeded the Award or Work Order Amount by > 10% in FY 2019	0
3.	Grand Total (Completed Activities plus Post-Close Invoices) for Sep 2018	\$ 2,308.27
	Grand Total (Completed Activities plus Post-Close Invoices) for FY 2019	\$ 2,308.27

New Cleanup Activities (See Attachment G)

1.	Number of Cleanup Activities Authorized for Bid Solicitation and Codes Issued in Sep 2018	23
	Estimated Cost of Cleanup Activities Authorized in Sep 2018	\$ 562,757.43
2.	Number of Cleanup Activities Authorized for Bid Solicitation and Codes Issued in FY 2019	23
	Estimated Cost of Cleanup Activities Authorized in FY 2019	\$ 562,757.43

Cleanup Activities Approved But Not Completed

1.	Total Number of Remaining Cleanup Activities as of the last day of Sep 2018	62
	Total Estimated Cost of Remaining Cleanup Activities	\$ 4,113,473.83

Cleanup Activities Canceled Without Cost to State

1.	Number of Authorized Cleanup Activities Canceled in Sep 2018	4
	Total Number of Authorized Cleanup Activities Canceled in FY 2019	4

*Reflects invoice amounts approved AFTER a Cleanup Activity is formally closed (from a prior reporting month).

ATTACHMENT B

SUMMARY OF CLEANUP ACTIVITIES COMPLETED

September 1, 2018 to September 30, 2018

DISTRICT	THIS MONTH		YEAR TO DATE	
	ACTIVITIES COMPLETED	TOTAL OF INVOICES	ACTIVITIES COMPLETED	TOTAL OF INVOICES
01	0	\$ 0.00	0	\$ 0.00
02	0	\$ 0.00	0	\$ 0.00
03	0	\$ 0.00	0	\$ 0.00
04	1	\$ 838.27	1	\$ 838.27
05	0	\$ 0.00	0	\$ 0.00
06	0	\$ 0.00	0	\$ 0.00
6E	0	\$ 0.00	0	\$ 0.00
7B	0	\$ 0.00	0	\$ 0.00
7C	0	\$ 0.00	0	\$ 0.00
08	0	\$ 0.00	0	\$ 0.00
8A	0	\$ 0.00	0	\$ 0.00
09	1	\$ 1,470.00	1	\$ 1,470.00
10	0	\$ 0.00	0	\$ 0.00
TOTALS	2	\$ 2,308.27	2	\$ 2,308.27
GRAND TOTALS*		\$ 2,308.27		\$ 2,308.27

*Grand Total line includes all Post-Close Invoice amounts.

ATTACHMENT C

SUMMARY OF COST OVERRUNS FOR COMPLETED CLEANUP ACTIVITIES

September 1, 2018 to September 30, 2018

	THIS MONTH	YEAR TO DATE
DISTRICT	Final Cost Exceeded the Contract Amount by more than 10 percent	Final Cost Exceeded the Contract Amount by more than 10 percent
01	0	0
02	0	0
03	0	0
04	0	0
05	0	0
06	0	0
6E	0	0
7B	0	0
7C	0	0
08	0	0
8A	0	0
09	0	0
10	0	0
TOTALS	0	0

ATTACHMENT D

**LIST OF COST OVERRUNS > 10% OF ORIGINAL AWARD AMOUNT
(Single Cleanup per Requisition or Bundled Bid)**

September 1, 2018 to September 30, 2018

DIST. NO.	REQ. NUMBER	CLEANUP ID	ORIGINAL AWARD	APPROVED INVOICES	PERCENT
Total number of cleanup activities where the final cost exceeded the original award amount by greater than 10 percent.					0

**LIST OF COST OVERRUNS > 10% OF ORIGINAL CONTRACT AMOUNT
(Multiple Cleanup per Requisition - Work Order or Prof. Services Bid)**

September 1, 2018 to September 30, 2018

DIST NO.	REQ. NUMBER	CLEANUP ID	BID TYPE	ORIGINAL CONTRACT	APPROVED INVOICES	PERCENT
Total number of Cleanup activities (Work Orders, etc...) where the final cost exceeded the original contract amount by greater than 10 percent.						0

ATTACHMENT E

Cost Overruns Greater than 10%

ATTACHMENT F

SUMMARY OF CLEANUP ACTIVITIES COMPLETED BY ACTIVITY TYPE

September 1, 2018 to September 30, 2018

TYPE OF ACTIVITY	THIS MONTH		YEAR TO DATE	
	ACTIVITIES COMPLETED	TOTAL OF INVOICES	ACTIVITIES COMPLETED	TOTAL OF INVOICES
Cleanup	1	\$ 1,470.00	1	\$ 1,470.00
Emergency	0	\$ 0.00	0	\$ 0.00
Assessment	1	\$ 838.27	1	\$ 838.27
Partial	0	\$ 0.00	0	\$ 0.00
Miscellaneous	0	\$ 0.00	0	\$ 0.00
Abatement	0	\$ 0.00	0	\$ 0.00
TOTALS	2	\$ 2,308.27	2	\$ 2,308.27
GRAND TOTALS*		\$ 2,308.27		\$ 2,308.27

*Grand Total line includes all Post-Close Invoice amounts.

ATTACHMENT G

SUMMARY OF CLEANUP ACTIVITIES APPROVED/CODES ISSUED

September 1, 2018 to September 30, 2018

DISTRICT	THIS MONTH		YEAR TO DATE	
	ACTIVITIES APPROVED	ORIGINAL COST ESTIMATE	ACTIVITIES APPROVED	ORIGINAL COST ESTIMATE
01	8	\$ 248,500.00	8	\$ 248,500.00
02	2	\$ 7,000.00	2	\$ 7,000.00
03	2	\$ 23,208.40	2	\$ 23,208.40
04	5	\$ 13,400.00	5	\$ 13,400.00
05	0	\$ 0.00	0	\$ 0.00
06	2	\$ 42,034.80	2	\$ 42,034.80
6E	0	\$ 0.00	0	\$ 0.00
7B	0	\$ 0.00	0	\$ 0.00
7C	1	\$ 62,394.23	1	\$ 62,394.23
08	0	\$ 0.00	0	\$ 0.00
8A	0	\$ 0.00	0	\$ 0.00
09	3	\$ 166,220.00	3	\$ 166,220.00
10	0	\$ 0.00	0	\$ 0.00
TOTALS	23	\$ 562,757.43	23	\$ 562,757.43

CLEANUP ACTIVITIES APPROVED BUT NOT COMPLETED AS OF September 30, 2018

Remaining Authorized Cleanup Activity Count: 62
Total Estimated Cost of Remaining Cleanup Activities: \$ 4,113,473.83

ATTACHMENT H

ACTIVITIES WITH POST-CLOSE INVOICES APPROVED

September 1, 2018 to September 30, 2018

<u>Dist</u>	<u>Cleanup ID</u>	<u>Operator Name Lease Name</u>	<u>County Lse/Gas ID</u>	<u>Site Rank</u>	<u>Date Approved</u>	<u>Total of Invoices</u>	
					<u>Activities Adjusted</u>	<u>Total of Invoices</u>	
Total (all Districts)						0	\$ 0.00

CLEANUP ACTIVITIES CANCELED WITH NO COST TO STATE

September 1, 2018 to September 30, 2018

<u>Dist</u>	<u>Cleanup ID</u>	<u>Operator Name Lease Name</u>	<u>County Lse/Gas ID</u>	<u>Site Rank</u>	<u>Number Canceled</u>	<u>RRC Estimate</u>
01	241896	LAKE CHEROKEE PRODUCTION, LLC HARRIS, HARTFIELD, BROOKS -D-	GUADALUPE 11455	CU-B	<u>1</u>	<u>\$ 9,000.00</u>
01	241897	LAKE CHEROKEE PRODUCTION, LLC KNAPP, LEO	GUADALUPE 06094	CU-B	<u>1</u>	<u>\$ 10,000.00</u>
01	241898	LAKE CHEROKEE PRODUCTION, LLC MATTKE, C.J. E T AL	GUADALUPE 07672	CU-B	<u>1</u>	<u>\$ 10,000.00</u>
7B	247841	UNIDENTIFIED DOUBLE MOUNTAIN FORK BRAZOS SPILL	KENT <NA>	AS-U	<u>1</u>	<u>\$ 1,500.00</u>
Total (all Districts)					<u>4</u>	<u>\$ 30,500.00</u>

SUMMARY OF COMPLETED CLEANUP ACTIVITIES

September 1, 2018 to September 30, 2018

					<u>Activity Count</u>	<u>RRC Estimate</u>	<u>Total of Invoices</u>	<u>Remaining</u>
District 04 Totals					1	\$ 2,200.00	\$ 838.27	\$ 1,361.73
<u>Dist</u>	<u>Cleanup ID</u>	<u>Operator Name Lease Name</u>	<u>Site Rank</u>	<u>County</u>	<u>RRC Estimate</u>	<u>Total of Invoices</u>	<u>Remaining</u>	
04	248596	BELLOWS OPERATING CO., L. C. BELLOWS - DIETZ	AS-B	KLEBERG Activity Total	\$ 2,200.00	\$ 838.27	\$ 1,361.73	

SUMMARY OF COMPLETED CLEANUP ACTIVITIES

September 1, 2018 to September 30, 2018

	Activity Count	RRC Estimate	Total of Invoices	Remaining
District 09 Totals	1	\$ 5,000.00	\$ 1,470.00	\$ 3,530.00

Dist	Cleanup ID	Operator Name Lease Name	Site Rank	County	RRC Estimate	Total of Invoices	Remaining
09	246436	HUNT OPERATING, LLC CHAMPION	CU-U	JACK Activity Total	\$ 5,000.00	\$ 1,470.00	\$ 3,530.00

	Activity Count	RRC Estimate	Total of Invoices	Remaining
Grand Totals (all Districts)	2	\$ 7,200.00	\$ 2,308.27	\$ 4,891.73

SUMMARY OF APPROVED/AUTHORIZED CLEANUP ACTIVITIES

September 1, 2018 to September 30, 2018

					<u>Number Approved</u>	<u>RRC Estimate</u>
District 01 Totals					8	\$ 248,500.00
<u>Dist</u>	<u>Cleanup ID</u>	<u>Operator Name Lease Name</u>	<u>County Lse/Gas ID</u>	<u>Site Rank</u>	<u>Number Approved</u>	<u>RRC Estimate</u>
01	248337	EAGLE FORD OIL CO., INC. WATTS, R.D.	CALDWELL 09222	CU-A	1	\$ 10,000.00
01	248856	CRUDE PROCESSING, INC. RIGGS	FRIO 05178	CU-A	1	\$ 2,500.00
01	241539	J.W. SERVICE COMPANY ELVIA	GONZALES 11799	CU-A	1	\$ 5,000.00
01	245576	EAGLE FORD OIL CO., INC. HINDS, ADDIE	CALDWELL 01526	CU-A	1	\$ 20,000.00
01	247096	BELLOWS OPERATING CO., L. C. JOURDANTON ENVIRONMENTAL WASHOUT FACILITY	ATASCOSA P011699	CU-A	1	\$ 200,000.00
01	249416	EAGLE FORD OIL CO., INC. MACINTYRE, J.A. -B-	CALDWELL 03731	CU-A	1	\$ 6,000.00
01	248516	JACKSON PRODUCTION CO. STANISLAW, E.	MILAM 06195	CU-A	1	\$ 3,000.00
01	248277	FRAC TANK RENTALS, INC. JOURDANTON WASHOUT SITE	ATASCOSA P002228	CU-A	1	\$ 2,000.00

SUMMARY OF APPROVED/AUTHORIZED CLEANUP ACTIVITIES

September 1, 2018 to September 30, 2018

					<u>Number Approved</u>	<u>RRC Estimate</u>
District 02 Totals					2	\$ 7,000.00
<u>Dist</u>	<u>Cleanup ID</u>	<u>Operator Name Lease Name</u>	<u>County Lse/Gas ID</u>	<u>Site Rank</u>	<u>Number Approved</u>	<u>RRC Estimate</u>
02	244617	TIDEWATER MINERALS CORPORATION PRASEK 139	LIVE OAK 198382	CU-A	1	\$ 2,000.00
02	249496	UNIDENTIFIED FM 627 DISCHARGE	KARNES <NA>	CU-A	1	\$ 5,000.00

SUMMARY OF APPROVED/AUTHORIZED CLEANUP ACTIVITIES

September 1, 2018 to September 30, 2018

					<u>Number Approved</u>	<u>RRC Estimate</u>
District 03 Totals					2	\$ 23,208.40
<u>Dist</u>	<u>Cleanup ID</u>	<u>Operator Name Lease Name</u>	<u>County Lse/Gas ID</u>	<u>Site Rank</u>	<u>Number Approved</u>	<u>RRC Estimate</u>
03	248576	<NA> BUCKEYE RANCH	FAYETTE 12158	AS-A	<u>1</u>	<u>\$ 10,849.80</u>
03	248138	TRICE PRODUCTION COMPANY HOLMES LANDFILL (AKA SUNNYSIDE/BELLFORT LANDFILL)	HARRIS <NA>	AS-A	<u>1</u>	<u>\$ 12,358.60</u>

SUMMARY OF APPROVED/AUTHORIZED CLEANUP ACTIVITIES

September 1, 2018 to September 30, 2018

					<u>Number Approved</u>	<u>RRC Estimate</u>
District 04 Totals					5	\$ 13,400.00
<u>Dist</u>	<u>Cleanup ID</u>	<u>Operator Name Lease Name</u>	<u>County Lse/Gas ID</u>	<u>Site Rank</u>	<u>Number Approved</u>	<u>RRC Estimate</u>
04	248696	GENERAL CRUDE OIL CO. ORR, A. M.	BROOKS 048765	AB-A	<u>1</u>	<u>\$ 3,000.00</u>
04	248596	BELLOWS OPERATING CO., L. C. BELLOWS - DIETZ	KLEBERG 248430	AS-B	<u>1</u>	<u>\$ 2,200.00</u>
04	249597	GREEN EXPLORATION COMPANY CHILTIPIN CREEK ST TR 3	SAN PATRICIO 12987	AS-U	<u>1</u>	<u>\$ 2,000.00</u>
04	243856	SALVADOR OIL, LLC LANE, R. J.	SAN PATRICIO 113893	CU-A	<u>1</u>	<u>\$ 4,200.00</u>
04	249538	GREEN EXPLORATION COMPANY CHILTIPIN STATE TRACT #3	SAN PATRICIO 02128	AS-A	<u>1</u>	<u>\$ 2,000.00</u>

SUMMARY OF APPROVED/AUTHORIZED CLEANUP ACTIVITIES

September 1, 2018 to September 30, 2018

					<u>Number Approved</u>	<u>RRC Estimate</u>
District 06 Totals					2	\$ 42,034.80
<u>Dist</u>	<u>Cleanup ID</u>	<u>Operator Name Lease Name</u>	<u>County Lse/Gas ID</u>	<u>Site Rank</u>	<u>Number Approved</u>	<u>RRC Estimate</u>
06	249276	ENVIROPAVE L.L.C. EAST TEXAS RECLAMATION PLANT	RUSK <NA>	CU-A	1	\$ 36,000.00
06	248036	GIBSON DRLG. CO. 226/227 CR 168 AND US-259N	RUSK 06189	AS-A	1	\$ 6,034.80

SUMMARY OF APPROVED/AUTHORIZED CLEANUP ACTIVITIES

September 1, 2018 to September 30, 2018

					<u>Number</u> <u>Approved</u>	<u>RRC</u> <u>Estimate</u>
District 7C Totals					1	\$ 62,394.23

<u>Dist</u>	<u>Cleanup ID</u>	<u>Operator Name Lease Name</u>	<u>County Lse/Gas ID</u>	<u>Site Rank</u>	<u>Number Approved</u>	<u>RRC Estimate</u>
7C	248536	J & J SERVICES COMPANY ALLEN, RUFUS "C"	RUNNELS 07275	AS-A	<u>1</u>	<u>\$ 62,394.23</u>

SUMMARY OF APPROVED/AUTHORIZED CLEANUP ACTIVITIES

September 1, 2018 to September 30, 2018

					<u>Number Approved</u>	<u>RRC Estimate</u>
District 09 Totals					3	\$ 166,220.00
<u>Dist</u>	<u>Cleanup ID</u>	<u>Operator Name Lease Name</u>	<u>County Lse/Gas ID</u>	<u>Site Rank</u>	<u>Number Approved</u>	<u>RRC Estimate</u>
09	249216	XSTAR RESOURCES LLC LEACH	JACK 106554	CU-A	<u>1</u>	<u>\$ 17,000.00</u>
09	248636	UNIDENTIFIED LEACH PROPERTY	JACK <NA>	CU-A	<u>1</u>	<u>\$ 15,000.00</u>
09	248716	UNIDENTIFIED MCCLESKY WATER WELL COMPLAINT	JACK <NA>	AS-A	<u>1</u>	<u>\$ 134,220.00</u>
					<u>Number Approved</u>	<u>RRC Estimate</u>
Grand Total (all Districts)					23	\$ 562,757.43

Benchmark Goal Summary - FY19
(as of September 30, 2018)

February Benchmark

Note: By February 28, Districts are expected to have 40% of their annual routine goal completed (final invoices processed by Austin and file closed).

	Activities					Dollars					
	Goal	Comp	Auth	Total	Comp %	Goal	Comp	Auth	Total	Comp %	
Routines Only	San Antonio	45	0	10	10	0%	\$ 213,249.15	\$ -	\$ 62,500.00	\$ 62,500.00	0%
	Houston	40	0	9	9	0%	\$ 249,620.00	\$ -	\$ 79,000.00	\$ 79,000.00	0%
	Corpus Christi	40	1	5	6	3%	\$ 218,799.60	\$ 838.27	\$ 24,200.00	\$ 25,038.27	0%
	Kilgore	45	0	2	2	0%	\$ 408,681.90	\$ -	\$ 42,500.00	\$ 42,500.00	0%
	Abilene	40	0	5	5	0%	\$ 165,368.40	\$ -	\$ 39,000.00	\$ 39,000.00	0%
	San Angelo	20	0	3	3	0%	\$ 85,363.20	\$ -	\$ 30,000.00	\$ 30,000.00	0%
	Midland	40	0	10	10	0%	\$ 293,596.00	\$ -	\$ 125,166.40	\$ 125,166.40	0%
	Wichita Falls	45	1	4	5	2%	\$ 176,702.40	\$ 1,470.00	\$ 37,250.00	\$ 38,720.00	1%
	Pampa	10	0	1	1	0%	\$ 57,607.60	\$ -	\$ 16,000.00	\$ 16,000.00	0%

May Benchmark

Note: By May 31, Districts are expected to have 100% of their annual routine goal completed or authorized.

	Activities					Dollars					
	Goal	Comp	Auth	Total	Comp or Auth %	Goal	Comp	Auth	Total	Comp or Auth %	
Routines Only	San Antonio	45	0	10	10	22%	\$ 213,249.15	\$ -	\$ 62,500.00	\$ 62,500.00	29%
	Houston	40	0	9	9	23%	\$ 249,620.00	\$ -	\$ 79,000.00	\$ 79,000.00	32%
	Corpus Christi	40	1	5	6	15%	\$ 218,799.60	\$ 838.27	\$ 24,200.00	\$ 25,038.27	11%
	Kilgore	45	0	2	2	4%	\$ 408,681.90	\$ -	\$ 42,500.00	\$ 42,500.00	10%
	Abilene	40	0	5	5	13%	\$ 165,368.40	\$ -	\$ 39,000.00	\$ 39,000.00	24%
	San Angelo	20	0	3	3	15%	\$ 85,363.20	\$ -	\$ 30,000.00	\$ 30,000.00	35%
	Midland	40	0	10	10	25%	\$ 293,596.00	\$ -	\$ 125,166.40	\$ 125,166.40	43%
	Wichita Falls	45	1	4	5	11%	\$ 176,702.40	\$ 1,470.00	\$ 37,250.00	\$ 38,720.00	22%
	Pampa	10	0	1	1	10%	\$ 57,607.60	\$ -	\$ 16,000.00	\$ 16,000.00	28%

August Benchmark

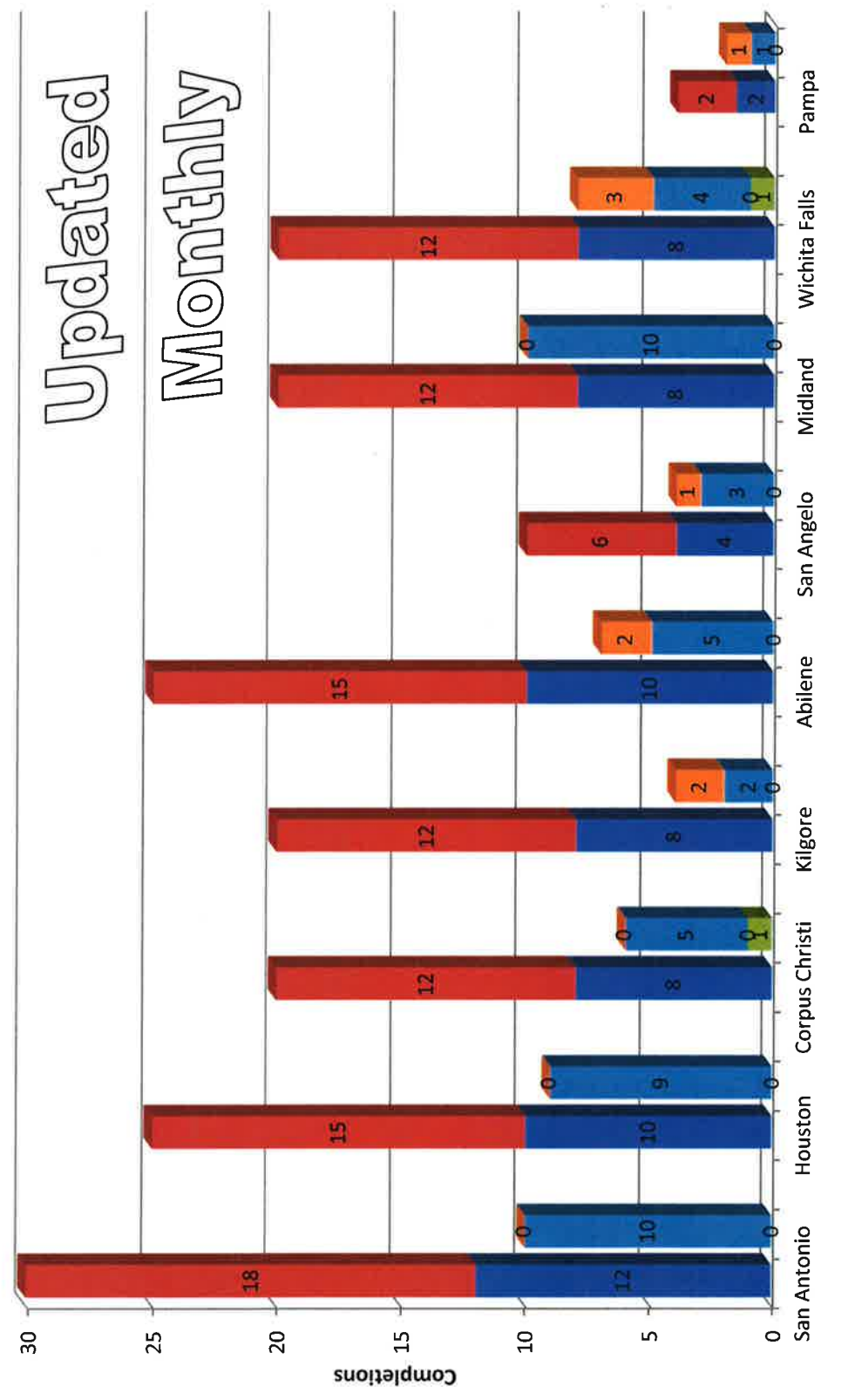
Note: By August 31, Districts are expected to have 100% of their annual routine goal completed (final invoices processed by Austin and file closed).

	Activities					Dollars					
	Goal	Comp	Auth	Total	Comp %	Goal	Comp	Auth	Total	Comp %	
Routines Only	San Antonio	45	0	10	10	0%	\$ 213,249.15	\$ -	\$ 62,500.00	\$ 62,500.00	0%
	Houston	40	0	9	9	0%	\$ 249,620.00	\$ -	\$ 79,000.00	\$ 79,000.00	0%
	Corpus Christi	40	1	5	6	3%	\$ 218,799.60	\$ 838.27	\$ 24,200.00	\$ 25,038.27	0%
	Kilgore	45	0	2	2	0%	\$ 408,681.90	\$ -	\$ 42,500.00	\$ 42,500.00	0%
	Abilene	40	0	5	5	0%	\$ 165,368.40	\$ -	\$ 39,000.00	\$ 39,000.00	0%
	San Angelo	20	0	3	3	0%	\$ 85,363.20	\$ -	\$ 30,000.00	\$ 30,000.00	0%
	Midland	40	0	10	10	0%	\$ 293,596.00	\$ -	\$ 125,166.40	\$ 125,166.40	0%
	Wichita Falls	45	1	4	5	2%	\$ 176,702.40	\$ 1,470.00	\$ 37,250.00	\$ 38,720.00	1%
	Pampa	10	0	1	1	0%	\$ 57,607.60	\$ -	\$ 16,000.00	\$ 16,000.00	0%

Routine Goals and Benchmarks

(as of September 30, 2018)

Updated Monthly



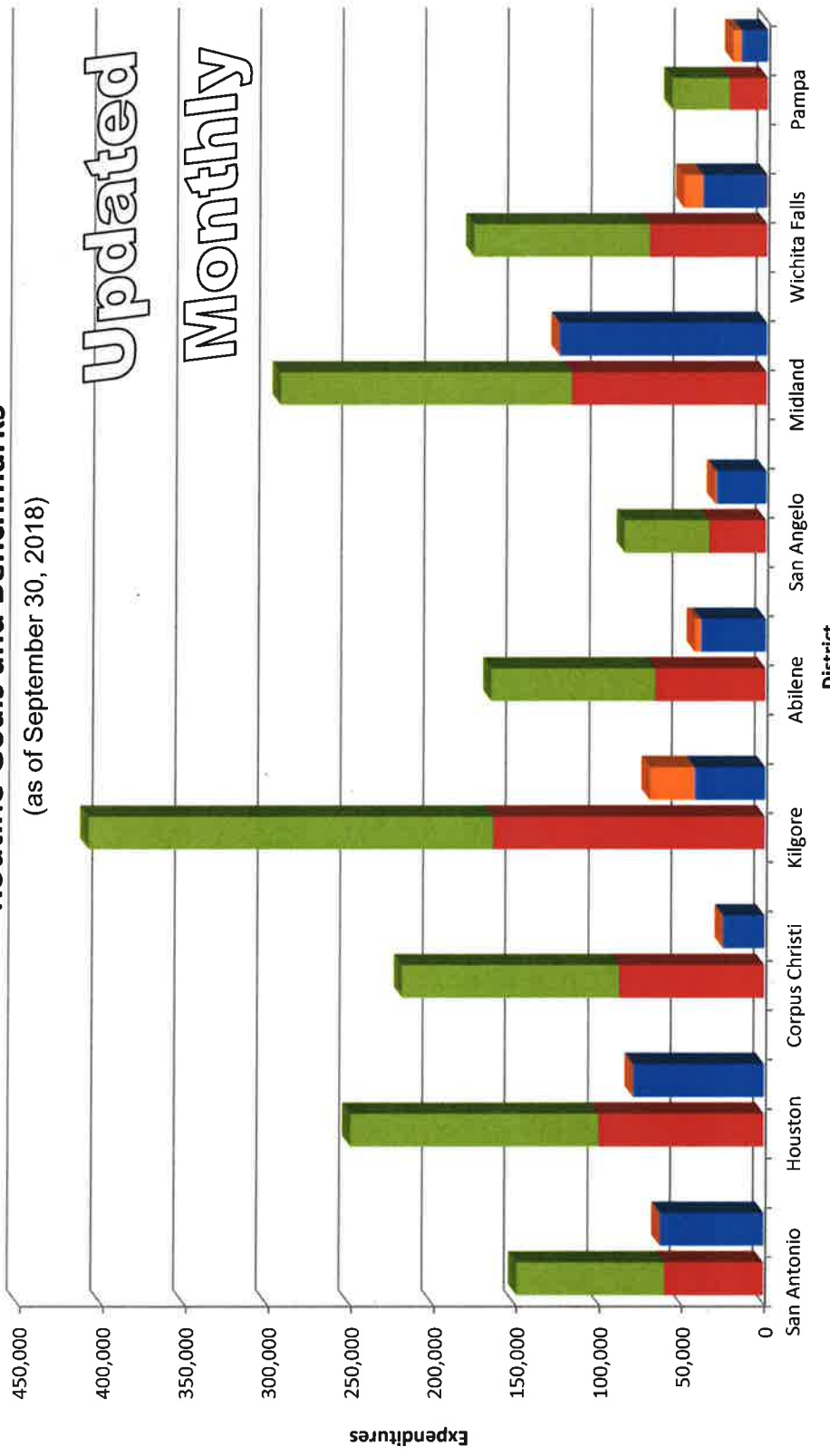
District

- 40% Benchmark by 2/28
- 60% Benchmark by 8/31
- Completed CUs 1st Half
- Completed CUs 2nd Half
- Authorized
- Pending

Routine Goals and Benchmarks

(as of September 30, 2018)

Updated
Monthly



■ 40% Benchmark by 2/28
 ■ 60% Benchmark by 8/31
 ■ Completed CUs 1st Half
 ■ Completed CUs 2nd Half
 ■ Authorized
 ■ Pending

	San Antonio	Houston	Corpus Christi	Kilgore	Abilene	San Angelo	Midland	Wichita Falls	Pampa	Total
40% Benchmark	\$ 85,299.66	\$ 99,848.00	\$ 87,519.84	\$ 163,472.76	\$ 66,147.36	\$ 34,145.28	\$ 117,438.40	\$ 70,680.96	\$ 23,043.04	\$ 747,595.30
60% Benchmark	\$ 127,949.49	\$ 149,772.00	\$ 131,279.76	\$ 245,209.14	\$ 99,221.04	\$ 51,217.92	\$ 176,157.60	\$ 106,021.44	\$ 34,564.56	\$ 1,121,392.95
Comp 1st Half	\$ -	\$ -	\$ 838.27	\$ -	\$ -	\$ -	\$ -	\$ 1,470.00	\$ -	\$ 2,308.27
Comp 2nd Half	\$ -	\$ -	\$ -	\$ -	\$ -	\$ -	\$ -	\$ -	\$ -	\$ -
Authorized	\$ 62,500.00	\$ 79,000.00	\$ 24,200.00	\$ 131,600.00	\$ 39,000.00	\$ 30,000.00	\$ 22,000.00	\$ 28,800.00	\$ 16,000.00	\$ 433,100.00
Pending	\$ -	\$ -	\$ -	\$ 27,000.00	\$ 3,600.00	\$ 800.00	\$ -	\$ 11,500.00	\$ 5,000.00	\$ 47,900.00