

RAILROAD COMMISSION OF TEXAS

CHRISTI CRADDICK, *CHAIRMAN*
RYAN SITTON, *COMMISSIONER*
WAYNE CHRISTIAN, *COMMISSIONER*

INTERNAL
OIL AND GAS DIVISION
CLAY WOODUL
ASSISTANT DIRECTOR, FIELD OPERATIONS

MEMORANDUM

TO: Chairman Christi Craddick
Commissioner Ryan Sitton
Commissioner Wayne Christian

THROUGH: Wei Wang, Executive Director

Danny Sorrells, Assistant Executive Director
Director, Oil and Gas Division

FROM: Clay Woodul, Assistant Director
Field Operations

DATE: January 23, 2019

SUBJECT: Oil Field Cleanup Program Quarterly Status Report, Fiscal Year 2019, 1st Quarter

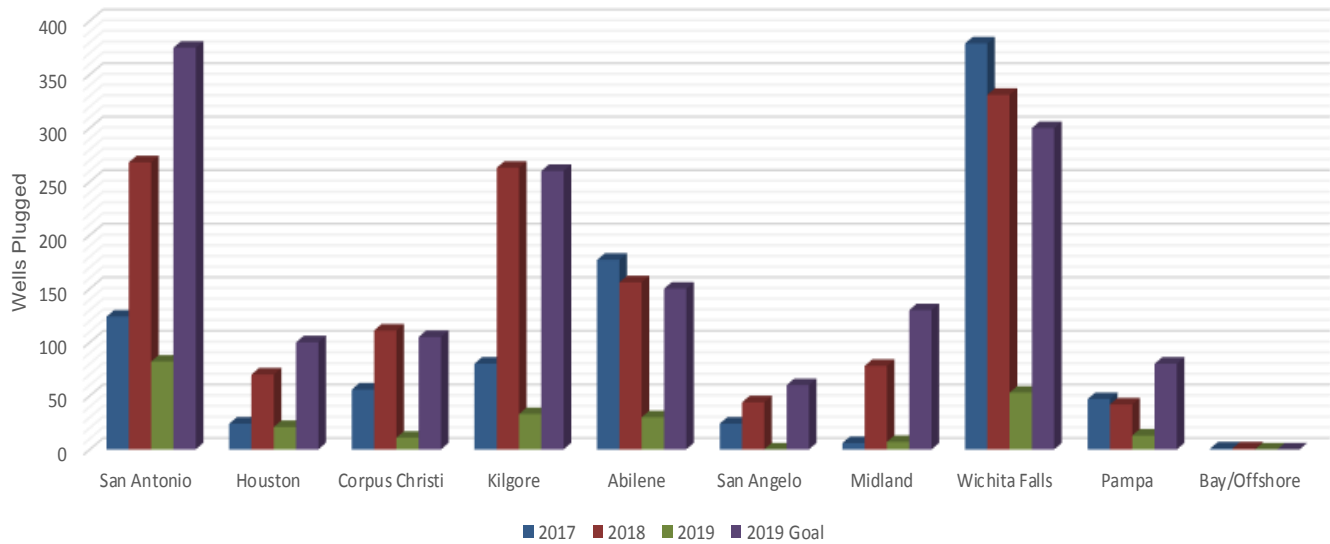
Well Plugging: The 1st quarter performance for State-Managed Plugging includes 250 wells plugged with a total expenditure of \$5,053,838 using Oil and Gas Regulation and Cleanup (OGRC) and Economic Stabilization funds. This includes wells that have been physically plugged, invoiced by the plugging contractor, and approved for payment by Field Operations. Additionally, during the 1st quarter, 363 wells were approved for plugging with State funds. A total of 391 wells were physically plugged through the end of the 1st quarter, of which, 250 have been invoiced and paid. The actual wells plugged and expenditure by district for fiscal years 2017, 2018 and 2019 and the well plugging goals and budgets by district for fiscal year 2019 are shown on the attached graphs. The fiscal year 2019 budget is \$42,281,610.

Site Remediation: The 1st quarter performance for Site Remediation includes 9 cleanup activities completed with a total expenditure of \$54,722.49 using OGRC funds. There were no activities completed using grant funds. Additionally, during the 1st quarter 62 cleanup activities were authorized for cleanup with State funds. Site Remediation has completed and formally closed a total of 9 cleanup activities during the fiscal year using OGRC funds. There were no activities were completed with grant funds. The actual remediation activities and expenditure by district for fiscal years 2017, 2018, and 2019 and the goals for the Site Remediation activities by district for fiscal year 2019 are shown on the attached graphs. The fiscal year 2019 budget is \$20,888,488.25.

KCW
Attachments:

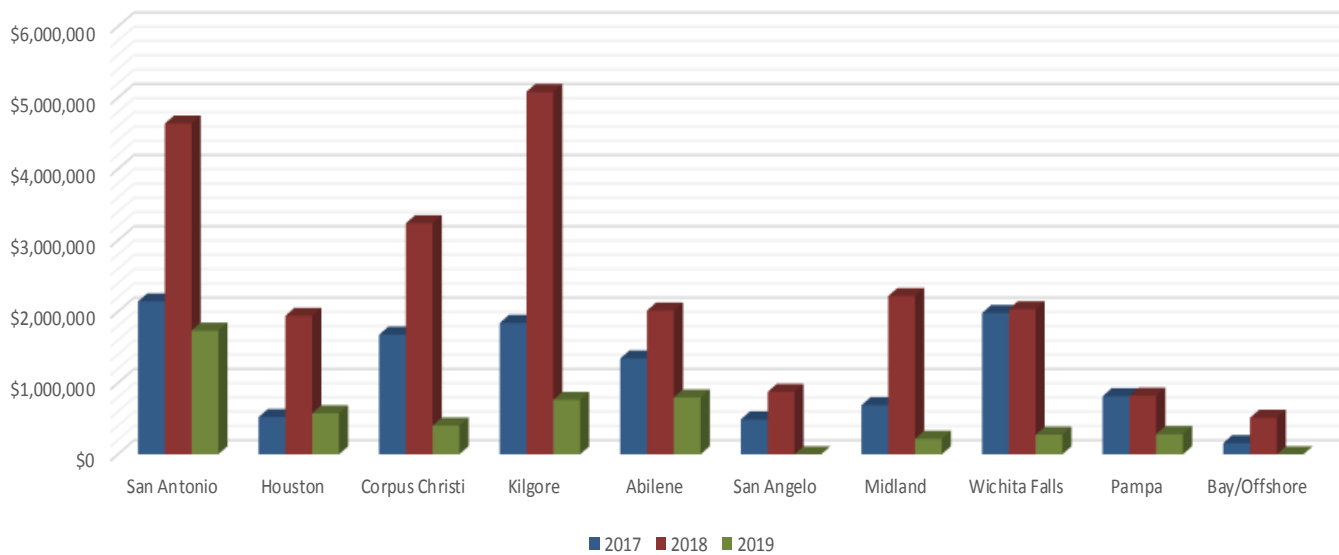
cc Wei Wang, Executive Director
Danny Sorrells, Director, Oil & Gas Division
Peter G. Pope, P.G., Manager, Site Remediation

**Field Operations/Well Plugging
Oil Field Cleanup Program
1st Quarter FY 2019
Wells Plugged
FY 17 Actual, FY 18 Actual, FY 19 Actual, FY 19 Plugging Goal**



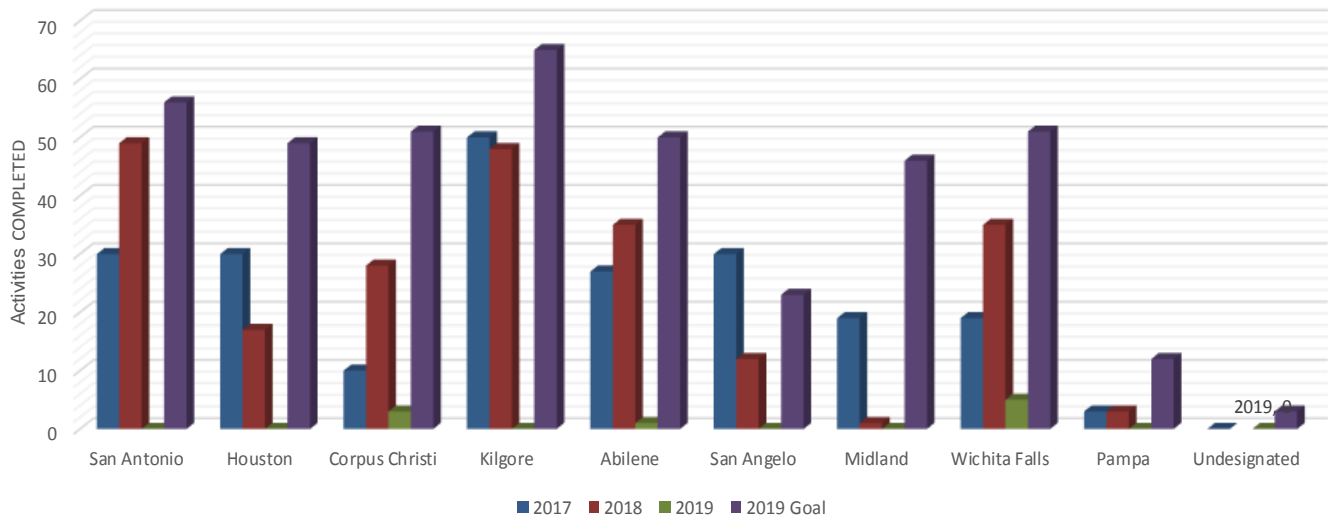
	San Antonio	Houston	Corpus Christi	Kilgore	Abilene	San Angelo	Midland	Wichita Falls	Pampa	Bay/Offshore	Total
2017	124	24	56	80	177	24	6	379	47	1	918
2018	268	70	111	263	156	44	78	331	42	1	1,364
2019	82	21	11	33	30	0	7	53	13	0	250
2019 Goal	375	100	105	260	150	60	130	300	80	0	1,560

**Field Operations/Well Plugging
Oil Field Cleanup Program
1st Quarter FY 2019
Plugging Expenditures
FY 17 Actual, FY 18 Actual, FY 19 Actual**



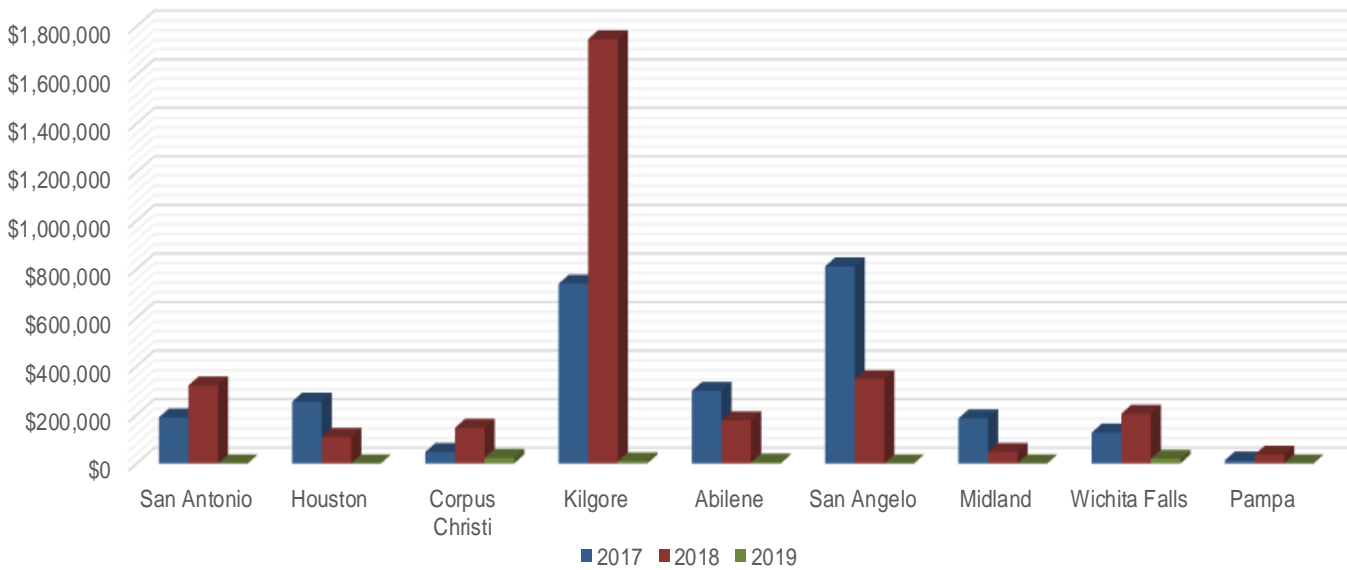
	San Antonio	Houston	Corpus Christi	Kilgore	Abilene	San Angelo	Midland	Wichita Falls	Pampa	Bay/Offshore	Total
2017	\$2,143,683	\$521,026	\$1,677,982	\$1,842,987	\$1,344,286	\$489,406	\$689,522	\$1,981,635	\$815,647	\$157,510	\$11,663,683
2018	\$4,638,511	\$1,942,826	\$3,242,116	\$5,084,697	\$2,017,215	\$876,051	\$2,220,120	\$2,034,806	\$823,816	\$512,944	\$23,393,101
2019	\$1,736,329	\$575,035	\$403,873	\$763,433	\$798,711	\$0	\$217,529	\$275,782	\$283,147	\$0	\$5,053,838

**Site Remediation
Oil Field Cleanup Program
1st Quarter FY 2019
Activities Completed
FY 17 Actual, FY 18 Actual, FY 19 Actual, FY 19 Goal**



	San Antonio	Houston	Corpus Christi	Kilgore	Abilene	San Angelo	Midland	Wichita Falls	Pampa	Undesignated	Total
2017	30	30	10	50	27	30	19	19	3	0	218
2018	49	17	28	48	35	12	1	35	3		228
2019	0	0	3	0	1	0	0	5	0	0	9
2019 Goal	56	49	51	65	50	23	46	51	12	3	406

**Site Remediation
Oil Field Cleanup Program
4th Quarter FY 2018
Cleanup Expenditures
FY 17 Actual, FY 18 Actual, FY 19 Actual**



	San Antonio	Houston	Corpus Christi	Kilgore	Abilene	San Angelo	Midland	Wichita Falls	Pampa	Undesignated	Total
2017	\$189,890	\$254,321	\$47,048	\$740,657	\$298,881	\$811,875	\$185,923	\$127,122	\$12,862		\$2,668,580
2018	\$321,045	\$109,308	\$146,630	\$1,747,707	\$177,386	\$347,172	\$46,798	\$204,855	\$36,189		\$3,137,090
2019	\$0	\$0	\$22,703	\$8,884	\$3,736	\$0	\$0	\$19,399	\$0	\$0	\$54,722